






MOSELEY

CHURCH OF ENGLAND
PRIMARY SCHOOL



Wow – to say we are proud of our Year 6 children is a huge understatement – they had a full on week of ‘End of KS2 SATs’ and they worked so hard. They stayed focussed and showed their Moseley values to the full – persevering with determination to do their very best – Year 6, we are very proud of you 😊

We continue to be proud of all the children, and their efforts, including YR. Miss Barker received a lovely email from the staff at Wythall Transport Museum, following their recent trip.

Hi Miss Barker,

It was great to see you for your YR trip. Once again you brought a fantastic group of children, all the guides enjoyed the day and all said how well behaved and attentive the children all were. Please say a big thank you to your children and the staff for making our day an easy and enjoyable one. I sincerely hope you will be back next year and look forward to welcoming you again to our museum.

Thanking you again Alan.

What super feedback, after their lovely day of fun and learning – more super role models for Moseley C of E – well done YR 😊





Another child making us proud at Moseley C of E is Sienna Dahya in Year 2. She is another child who dances regularly, and she was also in the recent production of Cinderella.

Sienna has been doing ballet since she was 3 years old and she practices all the time. Sienna was a 'sun beam' in the production and she said she loved wearing her yellow tutu.

Sienna has done her Grade 1 ballet and she really enjoys going up on her 'points', which she is very good at.

One of the moves she had to do as a 'sun beam' was a 'spring' which Sienna explained is "like skipping but better."

Sienna likes to make up her own dances and she hopes she will continue to do ballet until she is much older.



Here is Sienna, practicing her ballet moves in the playground, and again before the performance 😊





Alice Kinning (Year 1) has been showcasing her musical abilities this week with an amazing opportunity with the St. Mary's choir.

"Last Sunday, Alice Kinning joined 'The Trebles', the children's choir at St Mary's, for the first time. She robed up to help lead the 10am service.

Well done Alice – you definitely look like you are enjoying yourself 😊



Read below for information about the next PTA event ...



MOSELEY CoFE PTA

QUIZ NIGHT



FRIDAY 13TH JUNE
AT THE STATION, KINGS HEATH
STARTING AT 7:30

PRIZES FOR THE WINNING TEAM
TEAMS OF 6 APPLY OR THE PTA CAN PUT
TEAMS TOGETHER

NIBBLES PROVIDED

£5 PER TICKET

BUY TICKETS AT
<https://www.pta-events.co.uk/moseleyccofe/>



Also, from the PTA, an idea for a gift to give to a special person ...

Great gifts for LEGO fans!

Marvellous Men:

We are excited to offer the opportunity for your child to design their very own personalised LEGO® brick keyring for the Marvellous Man in their life.



This Father's Day, we're celebrating the Marvellous Men in our children's lives – dads, grandads, uncles, stepdads, or any special male role model!

As a fun and thoughtful gift, your child will be designing and creating their very own custom LEGO® brick key ring—a one-of-a-kind keepsake made with love and imagination.

These special keyrings will be sent home with your child, so they can proudly gift their creation to the marvellous man in their life. ***Orders must be made by 30th May so can be delivered in time for Father's Day - please make all selections on pta events***

Cost: £5 per keyring <https://www.pta-events.co.uk/moseleycofe/index.cfm?event=event&eventId=98793>

We hope this small gesture brings big smiles!

YR News

Addition

This week, we explored addition stories, First, Then, Now. We made up stories such as 'there were 3 bears in the park, 2 more bears came to join them, and now there are 5 bears'. Reception were fantastic at grasping this concept quickly and explored addition stories outside, making buses of children. Later in the week, we learnt how to record addition stories and created our own addition sentences. Super work Reception!



Silvery Snail Trails

During music, we explored tempo and rhythm. We learnt a super song about a slithery snail who hid amongst the strawberries. Then, we all took off one sock, put it on our hand, and pretended to be the slithery snail in time to the music.



Jungle themed fun!

We started reading 'No Dinner!', a traditional tale from the Indian subcontinent; we had lots of fun exploring animals that lived in the jungle. We used our super fine motor skills to thread feathers into colanders, place beads and buttons onto outlines of geckos to create intricate patterns, and look carefully at images of animals to create wonderful paintings.



People Jesus Met

During our RE lesson, we learnt about another person that Jesus met – Zacchaeus. We listened to the story of Zacchaeus and discussed how Jesus changed his life by welcoming and accepting him, and then subsequently how Zacchaeus' life changed as he gave back all the money that he had stolen from the people. We then used our fabulous writing skills to write super sentences.



We are celebrating you!

This week we are celebrating Molly, for her super work in maths. Molly completed some fabulous addition problems without any help!


Year 1 News

Identifying trees

In Science, we have been learning about trees and their parts. We walked around the school grounds identifying different trees based upon the shape of their leaves. We noticed that the bark on the trunks looks different too, depending upon the type of tree. We identified the branches, the leaves and the trunk and discussed that the roots are underground.

Sharing

In Maths, we have been sharing quantities of objects between different groups. We have noticed that sharing equally means that the quantities must be the same in group. We have been practising sharing using counters!



The seaside – past and present!

We are working towards writing a report comparing the seaside in the past and present. We have been learning and sharing lots of information about the seaside to help us to write our reports. For example, we have discovered that the Victorians used bathing machines, which would take them into the sea rather than walking across the sand!



Attacking and Defending

In PE, we have been playing games that involve attacking and defending skills. We have defended hoops and tried to score into our opponents hoops!

This week, we're celebrating Florence for showing excellent understanding of sharing and halving in Maths!

Alice K and Inaya are writers of the week, for their fantastic observations of the similarities and differences between the seaside now and in the Victorian times!



Y2 News

English:

This week, we read an instructional text, written by Margaret Bateson-Hill. In groups, we orally rehearsed the instructions, adding actions to help remember the text. We enjoyed sequencing the instructions and learnt how to add the suffix "ly" and how to identify command sentences when writing the instructions.



Maths:


We have been working on unit and non-unit fractions and we enjoyed finding the similarities and differences between them.

$\frac{3}{9}$	$\frac{4}{8}$	$\frac{12}{16}$
---------------	---------------	-----------------

$\frac{1}{5}$	$\frac{1}{2}$	$\frac{1}{4}$
$\frac{1}{14}$	$\frac{1}{16}$	$\frac{1}{6}$

Design and Technology:

It was exciting to understand that the shape of a structure affects its strength. We also learnt the meaning of the words strength, stiffness and stability. We learnt that there are different ways to fold paper to improve its strength and stiffness. All this information will help us to build a stronger chair for the baby bear.



PE

This week, we have been practicing to send and receive the ball in a group to demonstrate control.





Writer of the Week: Raima, Mimi

Star of the week is: Abigail

Year 3 News

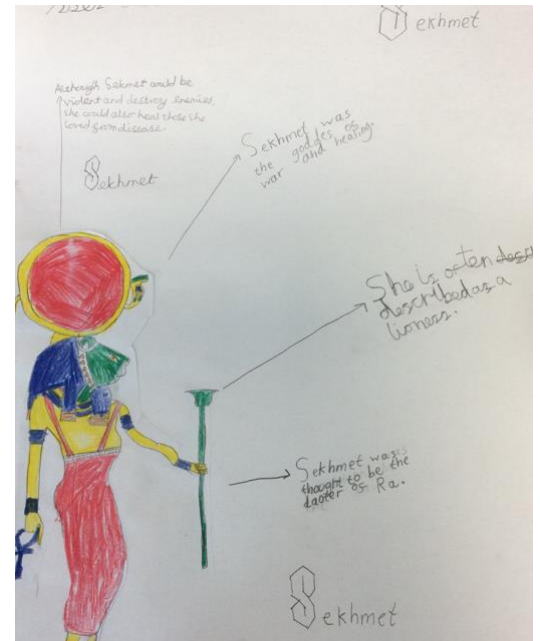


Party Planning!

We have been learning about money in maths. To finish our topic, we put our skills to the test by working in teams to plan parties. We were given scenarios to plan for and had to work within a budget.



Ancient Egypt

In History, we have been learning about hieroglyphics, the writing system used in Ancient Egypt. We had to work together to do some code breaking. We have also made posters about Ancient Egyptian gods and goddesses.



This week, we're celebrating Alfie for his super attitude and effort.

Writers of the Week

This week, our writers of the week are Ben and Ollie for their super teamwork and discussions about report writing.

Year 4 News

In our Art lessons, this week, we were looking at the work of Sokari Douglas Camp who is a famous artist for making unusual sculptures. She makes sculptures using shadows and materials. We looked at some of her work and then started to make our own. We had to cut out our initials from card and then took them onto the playground and experimented with shadows to make our sculptures.



In Science, this week, we have been conducting an experiment to see the effects of tooth decay. We have placed 5 eggs in different liquids and we will observe them over a week to see what happens to the surface of the egg as this is similar to the surface of a tooth.



In Maths, we have been learning about time. We have looked at analogue and digital clocks as well as converting from 12 hour to 24 hour clock.



In English, we have started learning about explanation texts. Our text is called 'Staying Safe in the Sun' and gives lots of detailed information about how we can do this.

Writers of the week:



This week, our writers of the week are:

Asiyah & Sophia

- for working hard on their presentation and improving their speed!



Our star in Year 4, this week, is Ella, for working very hard on her timestables!



Year 5 News



Year 5 have been working hard on learning about instillation art. After experimenting with different items, we explored the meaning behind artwork created by Cai Guo-Qiang (our key artist for this unit).

The children had a chance to explore how we can attach meaning to our artwork by focusing on an issue facing our world. They then created amazing instillation art with a message. It was amazing to see the creativity and depth shown by the children.



The children have finished their British myths and legends in our writing lessons. They have been focusing on using a range of features to build atmosphere. It has been great reading the children's work.



KING ARTHUR
Based in Cornwall (And elsewhere in the UK)

ROBIN HOOD
Based in Nottingham

Writers of the week!

This week, we are celebrating Pippa and Eamon for their work on British myths.

Shining Star!


Our Shining Star this week is Charlie for his amazing work with his writing.

Year 6 News

Year 6 came into school everyday this week in good spirits, enjoying breakfast with their friends before tackling their assessments. Here's a picture of some of the mascots they brought them in for support.



In the afternoons, we relaxed with some art activities and time outside playing sport.



Y6

This week our shining star is 'Everyone in Year 6', for their brilliant focus and resilience in SATS week. Well Done!

Maths award winners

The biggest improvement in score this week!



Numbots of the week!

Year R – Rowan

Year 1 – Jason

Year 2 – Finley



Rockstars of the week!

Year 3 – Ophelia

Year 4 – Tilly

Year 5 – Ha'myrah

Year 6 – Nandini

Great work this week everyone! Keep on working hard!

The following information is about a new art competition we have been asked to tell you all about – it sounds really exciting and we can't wait for you to get creative and send us a photo of your work to share in the news letter ...

RBSA
GALLERY
ROYAL BIRMINGHAM
SOCIETY OF ARTISTS

The poster features a vibrant background of paint splatters in red, purple, green, and blue. Several paintbrushes are depicted, with one in the foreground having a blue tip. The text is arranged in a clear, bold layout. At the top right, it says 'NOW OPEN!'. Below that, 'ENTRY DEADLINE 20 JULY'. The main title 'RBSA YOUNG ARTISTS PRIZE 2025' is prominently displayed in the center. To the right of the title, it specifies 'Ages 4 - 17'. Below the title, it states 'Open to young artists from Birmingham, Sandwell, & Solihull'. Further down, it mentions 'Selected artworks will be exhibited at the RBSA Gallery 26 - 30 August'. At the bottom, it provides contact information: 'To enter visit www.rbsa.org.uk/call-for-entries' and 'RBSA Gallery, 4 Brook Street, Birmingham, B3 1SA www.rbsa.org.uk | 0121 236 4353 | rbsagallery@rbsa.org.uk'. The RBSA Gallery logo is also present in the bottom left corner.

NOW OPEN!
ENTRY DEADLINE 20 JULY
RBSA YOUNG ARTISTS PRIZE 2025
Ages 4 - 17
Open to young artists from Birmingham, Sandwell, & Solihull
Selected artworks will be exhibited at the RBSA Gallery 26 - 30 August
To enter visit
www.rbsa.org.uk/call-for-entries
RBSA GALLERY
ROYAL BIRMINGHAM SOCIETY OF ARTISTS
RBSA Gallery, 4 Brook Street, Birmingham, B3 1SA
www.rbsa.org.uk | 0121 236 4353 | rbsagallery@rbsa.org.uk

The first ever RBSA Young Artists Prize is now open for entries!

Open to children aged between 4 and 17 from across the city of Birmingham, Sandwell District, and Solihull, this free to enter exhibition aims to give the region's young creatives a taste of what it's like to be an artist, and the opportunity to exhibit their artwork in an established art gallery.

Artists will be split into four age categories; 4 – 6 years, 7 – 10 years, 11 – 14 years, and 15 – 17 years, and prize winners will be selected from each of these groups. Every exhibiting artist will also receive a certificate at a prize giving event on Saturday 30 August.

The focus of the exhibition will be on imagination and creativity, and we encourage young artists working in any media, in 2D only, excluding photography and digital work, to enter. Artists will be able to submit one piece of work with a maximum size of A3.

We want to throw open the doors of the RBSA Gallery to tomorrow's artists, so we are inviting schools across Birmingham, Sandwell, and Solihull to share the competition with their students. Students can use their own email address to enter via the link below, alternatively, parents/carers or teachers can enter on their behalf.

If you have any questions, please email RBSA Gallery Marketing Manager Claire Riley on marketing@rbsa.org.uk

[RBSA YOUNG ARTISTS PRIZE -](#)
[ENTER NOW](#)

Please read below for information about Old Swinford Hospital School open morning coming up ...

We are very lucky to have welcomed former pupils of yours to Old Swinford Hospital (OSH) in recent years and hope others will consider join our community in future.

Our next Open Morning is coming up at 9:30am-12pm on Saturday 7 June

Applications are now open for Year 7 September 2026 entry for Tailored Boarding, Flexi-Boarding and Day places, also via our website www.oshsch.com/admissions.

To find out more about the types of places and admissions process please contact the Admissions Team on admissions@oshsch.com or call 01384 817325.

OSH's offering is very different to what many families may expect or have previously thought of.

While we are a traditional boarding school based on community and values, we have a unique offering where families can choose how often their children access our facilities and associated co-curricular activities by way of wrap-around care right up to sleeping over in school when or if their schedules require.

To get a good feel for our boarding community and experience, we have a great series of videos on our [YouTube channel](#); all of which feature our students sharing their genuine, unscripted views on their time at OSH.

Hi, Please signpost parents to the next CAT PAC Online course starting May 13th



Communication and Autism



**Access to
Education**

Primary Age CAT PAC Online - Summer Term 2025

We would like to invite you to a CAT PAC course, our parent awareness course designed to support parent carers of children with a diagnosis of autism or children who are on the neurodevelopmental pathway for assessment and who are on CAT caseload.

- The course has been designed for parents who want to increase their understanding of autism.
- The sessions will take place online via Microsoft TEAMS. If you secure a place, a TEAM's invite will be sent to you the week before the session commences so you can join the sessions.

SUMMER TERM 2025

Session1 – An introduction to Autism	13 th May 2025: 9.30-11.30am
Session 2 – Communication and Interaction	20 th May 2025: 9.30-11.30am
HALF TERM	
Session 3 – Sensory differences	3 rd June 2025: 9.30-11.30am
Session 4 – Eating, sleeping, personal care	10 th June 2025: 9.30-11.30am
Session 5 – Autism and Anxiety	17 th June 2025: 9.30-11.30am
Session 6 – Parent/ carer choice & signposting services	24 th June 2025: 9.30-11.30am

In your email please include:

- Your name – Parent carer
- Your Child's name
- Your Child's school (Add your child's CAT worker if known)
- *Due to limited places, the course will be offered to the first families to contact us.*
- *There is an expectation that parents try to attend all sessions if possible.*
- Please email [**A2EGeneral@birmingham.gov.uk**](mailto:A2EGeneral@birmingham.gov.uk) to reserve a place.

You will receive an email response to confirm your place or to tell you that the course is full. Yours sincerely, Lisa Walmsley and Wendy Bantock.